

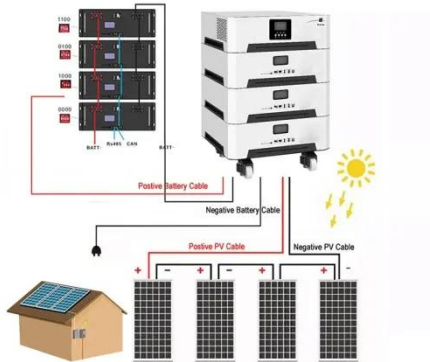
How to set the battery cabinet temperature



Overview

These batteries operate best in a temperature range of 20°C to 25°C (68°F to 77°F). Therefore, it's crucial to keep your battery cabinet within this range. At these temperatures, the battery can charge and discharge efficiently, and its lifespan is maximized. Studies by EPRI show four main reasons for overheating: broken battery cells, bad management systems, poor. battery can pose a risk of electric shock and burns due to high short-circuit current. Read the instruction manual before starting installation and operation.

How to set the battery cabinet temperature



Optimizing Energy Storage Battery Cabinet Safety Temperature: Best

Summary: Maintaining proper safety temperatures in energy storage battery cabinets is critical for system efficiency and longevity. This article explores thermal management strategies, industry ...

[Get Price](#)

Battery Cabinet

SAVE THESE INSTRUCTIONS: This manual contains important instructions that should be followed during installation and maintenance of this product. This manual contains safety labels in the form of ...

[Get Price](#)



How to Keep Battery Storage Cabinets Safe

Preventing battery overheating starts with good temperature control systems, especially when using a battery storage cabinet. Too much heat in a battery can cause fires or explosions.


[Get Price](#)

Optimal Storage Conditions for

Batteries: Temperature etc.

This article delves into the ideal storage temperature range and relative humidity for batteries, providing detailed insights into why these conditions matter and how to achieve them.

[Get Price](#)



Battery storage , illu Help Desk

In this article, we'll explore the key steps to maintain a cabinet of LFP batteries effectively. One of the most critical factors affecting the performance and lifespan of LFP batteries is temperature. These ...

[Get Price](#)

Battery Compartment Temperature Control Solution

Therefore, the battery compartment needs to be equipped with temperature control equipment to discharge the heat generated by battery charging and discharging outside the compartment to ...

[Get Price](#)



Checklist: Venting Clearance and Code Rules for ...

Stop battery overheating. This checklist details essential venting clearance and code rules for safe, compliant battery



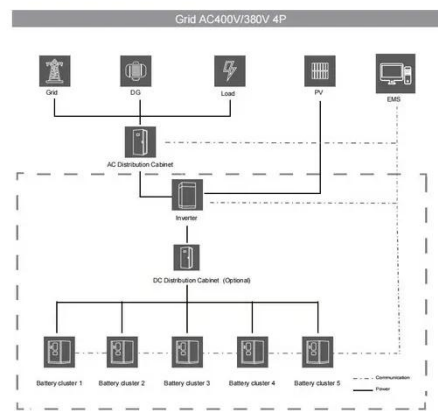
cabinet installation.

[Get Price](#)

What is the temperature range for a battery cabinet to work properly

In this blog, I'll break down the temperature requirements for different types of batteries and how our battery cabinets can help maintain those optimal conditions.

[Get Price](#)



Battery Room Ventilation and Safety

To prevent the failure and the battery dry out, the safety valves open and the battery vents hydrogen until temperature and/or voltage are reduced. This condition can be triggered by charger over-voltage.

[Get Price](#)

V5 user manual-PYTES 1.3

Follow the positive (+) and negative (-) marks on the Li-ion battery and equipment and ensure correct use. Do not reverse the Li-ion battery. Do not

dismantle, crush, puncture, open, or shred the Li-ion ...

[Get Price](#)



Contact Us

For catalog requests, pricing, or partnerships, please visit:
<https://www.k3gizycko.pl>

