

How to replace the mobile base station battery



How to replace the mobile base station battery



How to Remove Battery from Simplisafe Base Station

How to Remove & Attach Battery in DJI Mavic Air? What Kind of Batteries Are Being Used in Simple Safe? 6 Steps on How to Remove Battery from Simplisafe Base Station How Often Do Simplisafe Batteries Need to Be Changed? What Will Happen If You Don'T Change Simplisafe Battery Things Need to Consider While Removing Battery from Simplisafe Base Station How Can You Buy Or Purchase Simplisafe Batteries What Is Simplisafe If You Don'T Know Do You Need to Use Professionals? How Much Will It Cost? 1. Gather Your Tools and Materials Before starting the process, gathering all the necessary tools and materials is essential. You'll need a flathead screwdriver and a replacement battery for this task. Having a clean, well-lit surface on which to work is also a good idea. The process of removing the battery will be easier if you have everything wit... 2. Power Down the Base Station For safety reasons, the first thing you should do is power down your SimpliSafe base station. Locate the power button on the device and press it. The LED light should no longer be illuminated, indicating that the system is turned off. You can also unplug the power cord from the wall outlet. It is important to follo... See more on safetywish parts4repair

How to Replace Your Phone Battery: A Step-by

...


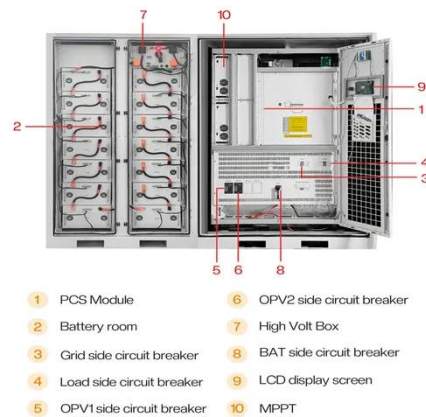
Learn how to replace your phone battery with this step-by-step guide. Shop OEM, affordable batteries at Parts4Repair and save money on DIY repairs!

[Get Price](#)

Mobile Battery Replacement & Repair Guide

Learn how to replace or repair a mobile phone battery safely. Step-by-step guide, tips, and cost insights to extend your smartphone's life.

[Get Price](#)



Home Phone Base

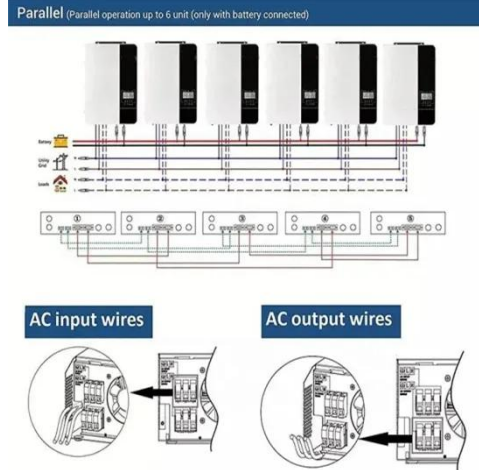
Here's how to insert / remove the battery for your Home Phone Base.

[Get Price](#)

Battery Replacement

At the following section you will find instructions on how to replace the internal batteries of the GNSS BASE Station easily. Battery InformationTwo valve regulated sealed lead acid type ...

[Get Price](#)



How to replace the battery cell of a mobile base station

To replace the batteries in your Base Station, first unscrew the battery cover on the back of the unit. Then, remove the old batteries and insert new ones in their place.

[Get Price](#)

Essential Guide to Mobile Battery Change in China

This guide will provide readers with a comprehensive overview of the mobile battery change process. From identifying signs of battery wear to selecting the right replacement, we will ...

[Get Price](#)



8+ Guides for Replacing the Batteries of Smartphones in 2026

Learn How to ? Recondition or ? Replace the ? Cell Phone Battery at ? Home and What ? Reconditioning Kit is it Better to Use. Last Updated: [ta-current-month]

[ta-current-year]

[Get Price](#)



How to Remove Battery from Simplisafe Base Station

Sometimes, you may find removing the battery from your SimpliSafe Base Station difficult. This guide will provide step-by-step instructions for safely and quickly removing the battery ...

[Get Price](#)



DIY Mobile Battery Replacement:A Step-by-Step ...

DIY Mobile Battery Replacement: A Step-by-Step Guide for Beginners--Learn how to safely replace your phone battery at home with this detailed guide.

[Get Price](#)



How to Replace Your Phone Battery: A Step-by-Step Guide

Learn how to replace your phone battery with this step-by-step guide. Shop OEM, affordable batteries at Parts4Repair and save money on DIY repairs!

[Get Price](#)

ESS



How To Replace Base Station Batteries , SimpliSafe Support Home

You will likely never need to replace your Base Station's batteries as they are rechargeable and meant to last. The Base Station takes four (4) 1.2V, 1300mAh nickel-metal hydride (NiMH) rechargeable ...

[Get Price](#)

Contact Us

For catalog requests, pricing, or partnerships, please visit:
<https://www.k3gizycko.pl>

